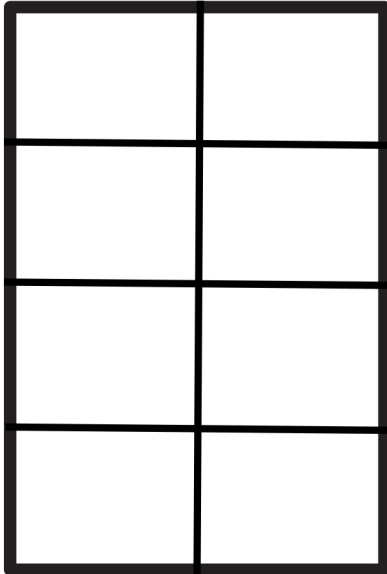



Sunspace Window Sizing




4 Vent
(Single Unit)

Width: 12"-54"
Height: 48"-96"



8 Vent
(Double Unit)

Width: 54"-108"
Height: 48"-96"



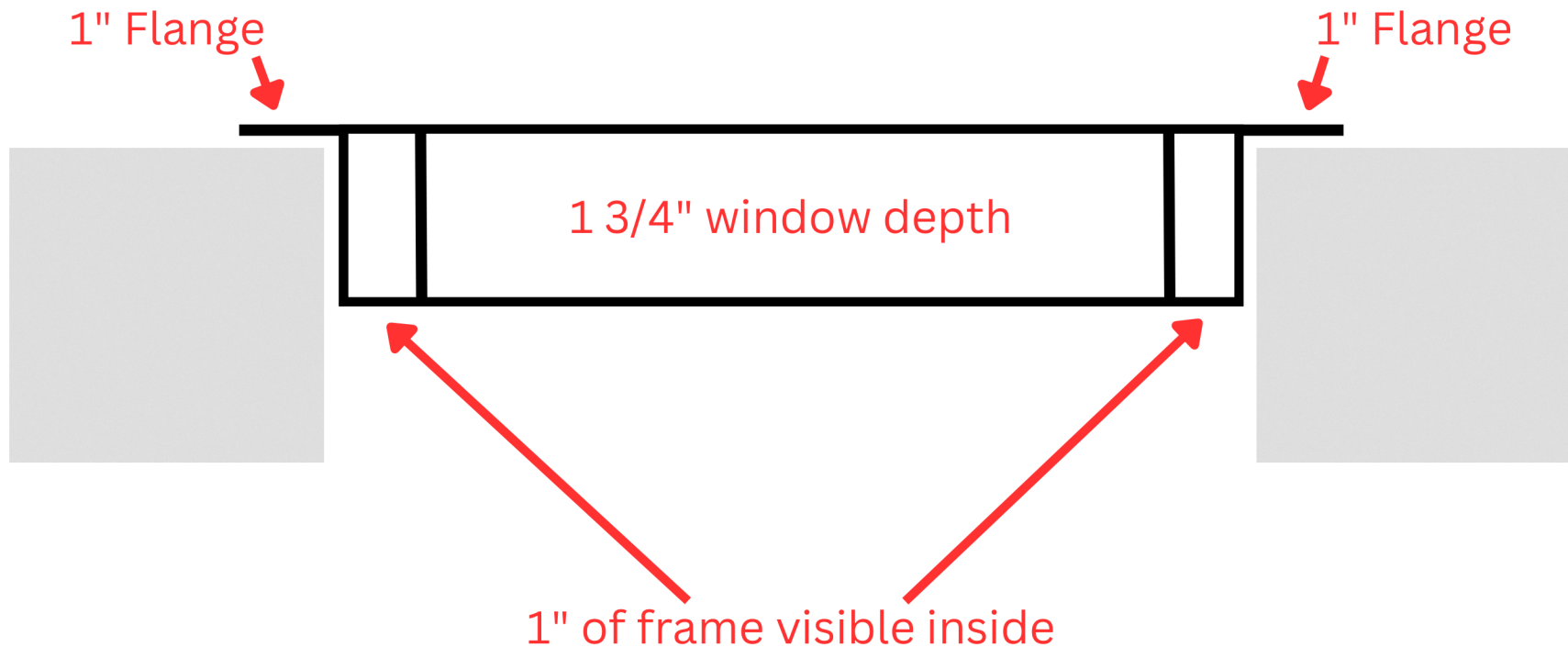
12 Vent
(Triple Unit)

Width: 78"-144"
Height: 48"-96"

Sunspace windows can be ordered taller than 96" but please note than any window greater than 96" **no longer has warranty**, and there is a **15% upcharge**.
Max height is 108"

Standard Application

Standard application is between posts with no trim on interior or exterior. Exterior surface must be flush all the way around for mounting.



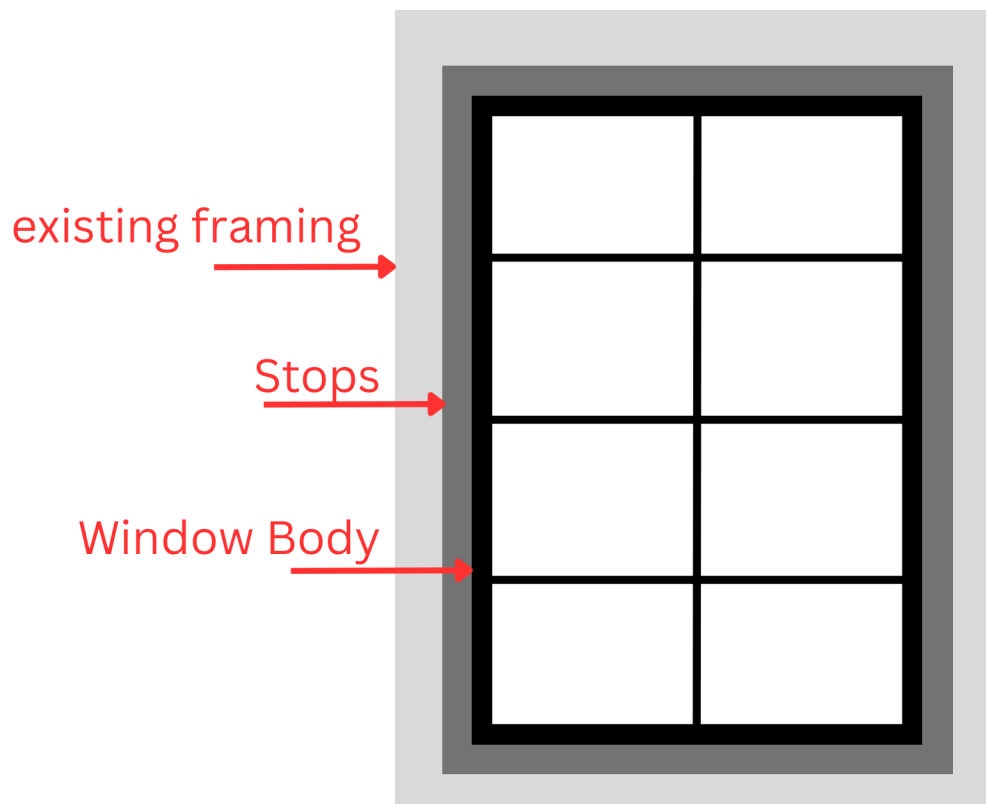
Stops Option

Installing stops inside the openings is the simplest way to bypass issues on an existing porch.

We typically rip a 2x4 smooth cedar in half, that leaves one side 1 3/4" to match window depth, and 1 1/2" on other side for mounting surface.

Reasons why you may want to use stops in your porch:

-Squaring openings: If openings are more than 3/8" out of square from top to bottom or side to side, openings can be squared using stops, and if needed, can be cut at an angle to eliminate issues with openings that are outside of our 3/8" tolerance for mounting.



-Recessing the window: Recessing the window allows you to position the window without being restricted to the outside surface of the existing posts. Stops are also a useful application if railing is going to be installed on the outside.

See image examples below:

